

The Milwaukie Green Snake UFO

An Oregon MUFON Case Study

by

Keith Rowell

**Oregon MUFON Assistant State Director
Research Specialist in Librarianship**

October 25, 2012

Abstract

Keywords: Balloon—Video—Green—Yellow—Snake-like Shape

Description	Witness Don Andersberg (pseudonym) video-recorded a small, elongated, snake-like green UFO from his backyard in blue sky daylight. The elongated, twisted green shape showed moving bright yellow spots at times with some spots “flaring up.” He first saw the UFO and then began video-recording the UFO as it moved along slowly in the sky.
Witness(es)	One witness: Don Andersberg (pseudonym).
Date and Time	On September 3, 2012, at 1:41 PM.
Place	Milwaukie, Oregon.
Weather	Temperature 73.9° F; winds 11.5 mph NW; clear; visibility 10 miles.
Duration	Two minutes and 46 seconds total of video and probably about 10 seconds before video started.

Last Updated: Wednesday, October 15, 2014

Table of Contents

INTRODUCTION.....	1
Balloon Mimic UFOs.....	1
Thank You, Don Andersberg.....	1
SIGHTING DESCRIPTION.....	1
Diligent UFO Skywatcher.....	2
Spotting Something Suspicious.....	3
Sometimes They Go Fast, But Usually Not.....	3
ENVIRONMENT.....	4
Weather.....	5
EVIDENCE.....	5
The Witness.....	5
Don Not Hoaxing.....	5
The UFO Video.....	6
Camera Description.....	6
Video Description.....	6
ANALYSIS.....	7
UFO Color and Configuration.....	7
UFO Behavior.....	10
One Second Snap Shots.....	10
Size, Distance, and Speed.....	21
A Probable UFO Size and Distance?.....	21
If the Green Snake UFO Is Another “Balloon Mimic” UFO.....	22
UFO Speed.....	23
A Possible ID: A Lighted Balloon?.....	23
“EBANI” UFOs Similar to Don’s Green Snake Video?.....	23
CONCLUSION.....	26
Identification Candidates.....	26
Appendix A: Winds Aloft Data.....	28

INTRODUCTION

This case consists of yet another video of many UFO videos made by witness Don Andersberg (pseudonym). Don has a history of seeing UFOs off and on throughout his life. In the 2000s, he decided to try his hand at capturing on video some of the UFOs he has seen. He's been quite successful.

We are featuring this case because it is rich in details especially concerning the variety of formations that the UFO went through during Don's recording. This "balloon mimic" UFO consists of an elongated, snake-like shape that twists and turns as it moves along in the clear, daytime sky. The UFO also shows some odd bright spots that enlarge and turn color to yellow and "flare up" sometimes. These spots move up and down the green, snake-like shape. This UFO is truly odd looking and behaving in the video.

Balloon Mimic UFOs

This case reveals yet another kind of balloon mimic UFO floating around in the skies over a major metropolitan area—the suburb of Milwaukie in the Portland, Oregon, metro area. See some of Don's earlier documented cases up on *oregonmufon.com*: *The Milwaukie Pink, White, and Blue Orbs Cluster UFO* and *The Milwaukie Red and Yellow Orbs Cluster UFO* for more examples of balloon mimic UFOs.

Much of the time, the case for the reality of balloon mimic UFOs does not rise to the level of "beyond a reasonable doubt," but here I think that it does. This UFO sighting offers some truly strange shape and behavior characteristics, which we document here.

Don and I know from his many hours of video that he is video-recording the genuine UFO phenomenon, but we will try to make that idea plausible here from the evidence in yet another one of his better videos to date. We believe that this "green snake" Unidentified Flying Object is simply *not* the closest natural or human-made object/phenomenon that it vaguely resembles: some sort of bizarre-looking balloon. In other words, this UFO is a genuine UFO, that is, an intelligently behaving, guided, and created aerial object and not at all some natural or human-made IFO. In this report, you are looking at images of a genuine UFO, we believe.

Thank You, Don Andersberg

I thank UFO witness and video-recorder, Don Andersberg, for his full cooperation in this investigation of this and his many other UFO videos. He has continually made all of his videos (and photos) freely available to me for analysis. I have been to his house (and he has been to mine) many times and I consider him a good friend.

Don says his motive for spending hours looking for and occasionally video-recording truly anomalous UFO occurrences is to create concrete evidence about the phenomenon. I believe him. He has done nothing to dissuade me in what he has said or done. He is simply curious about "what the heck they are" as so many people around the world are. Unlike the vast majority, however, he puts in the time (hours and hours a month) scanning the skies and zeroing in on the occasional UFO.

Thanks, Don, for your patience and diligence so that the rest of us can get a little closer to understanding this elusive phenomenon.

SIGHTING DESCRIPTION

On September 3, 2012, in the backyard of Don Andersberg's Milwaukie, Oregon, home at 1:41 to 1:43 PM, Don video-recorded yet another UFO high up in the sky. This one appeared to him first near a cedar tree to the northwest in his backyard. His house and backyard are oriented to the compass directions with the fences in his backyard running parallel to the cardinal directions. He has trees and shrubs in the backyard, which obscure the horizon but allow him to have an approximately 120° angle look at the sky if he is in the middle of his yard. His house is to the west of the backyard.

Diligent UFO Skywatcher

Don spends a couple of hours at a time skywatching, weather permitting. He is rewarded with something truly interesting on average about once a week, and something very, very good once a month or so. (Don is not systematic enough to keep accurate records. These are just our guesses based on the videos Don has turned over to me.)



Source: Don Andersberg and Keith Rowell

Figure 1. Don's Backyard Tree with UFO Illustration

*Please note: This illustration is a **photo composite of two different frames** of Don's video. The size of the UFO in this illustration is the final size only after Don has zoomed all the way in on the tiny UFO. When Don's camera is zoomed in to its fullest extent when he video-records his UFOs (with his latest camera), he is video-recording at the equivalent of a 20 power telescope. So, it takes a good pair of binoculars to see, or a good, long telephoto to photograph or video-record, most of the UFOs Don sees. They truly are tiny in the sky! This illustration is meant only to give you an idea of where in the sky the UFO appeared. The direction is off to the NW from Don's backyard.*

Don usually skywatches looking toward the northwest, north, and east in his reclining outdoor chair. See *Figure 1, Don's Backyard Tree with UFO Illustration*. He has his sunglasses on half the time probably. He sits and waits, scanning the sky periodically, till some action happens. Usually, this is normal balloon, animal, or aircraft activity. He has seen and photographed many crows, hawks, airplanes, balloons, white cottony fiber bunches (drifting cottonwood seeds), etc. When I started working with Don to separate the UFOs from other small things in the sky, I encouraged him to photograph and video-record just about anything, whether he could immediately identify it or not. He has helped out a lot in this regard and I thank him for it.

Spotting Something Suspicious

Don sees UFOs first as something small and usually bright and contrasting with the blue sky. Sometimes his sunglasses help with this. Don has fairly keen eyes and he will see things sooner than me (whatever it is) when we are skywatching together. As soon as he sees something he identifies as unusual, he starts video-recording it as soon as possible and continues the recording as long as he can keep it in sight.

While he records the UFOs, he talks about what he can observe of them in his handheld camera's viewfinder or screen. The UFOs are so tiny that seeing details to describe is a real challenge. I also ask him to narrate his recordings with anything else that might help me get my bearings for later analysis.

The UFOs can appear anywhere but they are usually not more than 20° or 30° down from the zenith (or 70° or 60° off the horizon) off to the northwest, north, northeast, or east. They can travel in most any direction once they are spotted.

Sometimes They Go Fast, But Usually Not

Don usually loses sight of his UFOs as they move away in the sky and are obscured behind trees, fences, etc. Very rarely, however, he has seen UFOs zip away fast. As a similar personal example, I have witnessed an example of fast movement (or disappearance?) at least once at his house. In September 2012, Don had invited me over to his place after he had that day video-recorded some new UFOs. After I looked at his new UFO videos, we decided to do some skywatching.

At one point, Don needed to go back into his house for a few minutes, but I kept skywatching. I then saw a reddish, single orb in my binoculars. I was determined to keep watching the tiny UFO till Don came back out, so I did not take my eyes off the UFO for the next few minutes. I wanted to make sure that I could point out the UFO to him if it was still visible when he arrived. He soon came out and I said, "I've got another one!" While I was trying to show him where it was in the sky while all the time intently watching the UFO in the binoculars, I suddenly realized I wasn't seeing it any longer. What happened? It was there one moment and then just gone. I did not see it "zip off," however. It had just disappeared while I was trying to point it out to Don, or, perhaps, it moved so fast I could not track it. UFOs are elusive sometimes!

ENVIRONMENT

The environment for this sighting is Milwaukie, Oregon. See *Figure 2, Milwaukie, Oregon, and Environs*.



Source: Google Maps

Figure 2. Milwaukie, Oregon, and Environs

Don lives in about the middle of this aerial view of Milwaukie, Oregon, near the oval track in the center. A bend of the Willamette River is to the left, a light industry area is to the north, and a shopping center and more light industry is to the southeast. None of these factors have anything to do with the UFOs that Don sees and video-records on an almost routine basis. However, the Portland, Oregon, metropolitan area as a whole that Milwaukie is part of does tend to produce a small number of balloons that Don also video-records and that we must distinguish from his genuine UFOs. Additionally, car sales lots with balloon displays at times are to the south of Don starting at a mile away to five or more miles away. UFO virtually never come from the south for Don, however. But he has taken one video of some large, strung-together balloons that we suspect are escaped car sales lot display balloons.

Weather

See the details in *Table 1, Weather on Sighting Day*, for the weather on the day of the UFO sighting and video-recording.

Table 1. Weather on Sighting Day

Event Date	Event Time	Temp (F)	Visibility (miles)	Wind Direction	Wind Speed (mph)	Conditions
9/3/12	1:41 PM	73.9°	10	NW	11.5	Clear

EVIDENCE

The evidence in this case consists of the following:

- Don Andersberg's testimony.
- His two minutes and 46 second video (DSCN4444.MOV).

The Witness

Don Andersberg is a quiet and unassuming man in his early fifties who currently works for a custodial services company. A few years ago (2009), Don found his way to one of our public Oregon MUFON meetings. After the meeting, he approached me and said that he had been photographing and video-recording what he thought were UFOs from his backyard in a suburb of Portland, Oregon. He explained that in the past year he decided to try to capture UFOs with his (consumer grade) camera and video equipment. He added that he had seen a few things he thought were probably UFOs earlier in his life. He gave me some short video clips and some photos shot over a couple of months.

When I looked at them later at home, I saw pretty quickly that Don was yet another person who was capturing UFOs on a regular basis. By that time, I knew definitely that some people were seeing UFOs on a more or less continuing, but non-periodic, basis. You never knew when the darned things were going to show up. But show up they did—off and on—seemingly on their own, mysterious schedule. I myself by that time had also seen, photographed, and videotaped a few of the same kinds of oddball, usually glowing, orb-type UFOs that were most closely similar to party balloons, or clusters of party balloons. (See the *Appaloosa Way UFO* and the *Lake Grove Spherical UFOs* case studies on oregonmufon.com.)

Don Not Hoaxing

Since that time a couple of years ago now, I have come to know Don better and better since he's been to my house a number of times and I've been to his a number of times. We even drove out together to visit James Gilliland's ECETI ranch for some UFO viewing in September 2011. (The five of us in our little Oregon MUFON group didn't end up seeing anything anomalous.) I feel I know Don very well now and far better than I do the average UFO witness that we MUFON investigators deal with on a regular basis. So, I know beyond a shadow of a doubt that Don is not faking or hoaxing anything.

The photos and videos that he has taken and shares with me for my analysis are offered freely and without restrictions of any kind. He simply wants the fact of UFO reality to be shared with as many people as possible.

Don knows the basics about cameras at a level above the average user, I would say. His knowledge of computers is more at a basic level, however. He likes learning about computers but freely admits that he has a lot to learn. He learns just enough to examine his videos and photos up close and magnified, but, even though he purchased Final Cut Express (a sophisticated program for producing high quality videos)

at my suggestion, he finds it too difficult to learn. (I know what he means—the learning curve is steep and I still have a long way to go myself.)

All these facts are something you need to know to be able to properly evaluate the evidence in this case study. Don has not hoaxed or altered in any way any of the evidence he has given me to evaluate. And for that matter, I am not hoaxing anything in this case, and, in general, I do the very minimum with the photographic and video evidence that UFO witnesses lend me to illustrate the points I am trying to make in my case studies.

The UFO Video

The video file (DSCN4444.MOV) for this case study was copied to my computer as an MOV file with the following properties:

- Frame size: 1920 x 1080 pixels.
- Video rate: 29.97 fps.
- Duration: 00:02:46.
- Format: AVC Coding, 1,920 x 1,080 HD; AAC, 48000 Hz, Stereo (L R)

Camera Description

Don's camera for this video is a Nikon Coolpix P510. This compact digital camera has a 42X zoom lens and takes full HD (1080p) resolution video, which it stores as files in removable memory cards. The lens when fully zoomed in giving the maximum image magnification is equivalent to a 20 power telescope or pair of binoculars. The camera has a high quality Nikon made lens. The camera lens can be focused manually with a switch on the outside of the body. This is quite handy when trying to focus well on the very small UFOs that Don video-records.

Video Description

Figure 3, Full Frame of UFO, shows what the UFO looked like to Don through the electronic viewfinder as he was video-recording the UFO as it “drifted” along in the sky. The UFO in pixels measures around 40 in the linear horizontal direction and around 5 in the linear vertical direction. The 40 pixels linear length is about the biggest that Don's UFOs have gotten so far—though balloons identified as real balloons come in bigger sizes frequently and sometimes smaller, down to around 20 pixels in size. The more pixels an image has, the more detail there is in the image. We are hoping that Don's UFO images will continue to get bigger and bigger and more complex as he continues to video-record them. This has been the basic trend over the latest few years especially.



Source: Don Andersberg

Figure 3. Full Frame of UFO

This is a full frame still from frame 00:49:00 of video DSCN4444. The UFO is the greenish squiggly image in the middle of the clear blue sky field. The focal length equivalent is a 1000 mm lens on a 35 mm film camera. The telescopic power magnification is around 20 power. Most binoculars are usually 6 to 10 power.

ANALYSIS

This case offers mainly color, configuration, and behavior for analysis, which is true of most of Don's videos mainly because we do not know the altitude that the UFO was at in this case. To know that, we need the UFO to appear in front of or very nearby some known object so that we can determine the distance and/or altitude of the UFO. (We were able to do this in one of Don's other recent UFO sightings, however. See the *Milwaukie Pink, White, and Blue Orbs Cluster UFO* also on *oregonmufon.com*.) But despite this lack of basic size or distance data, we will still have some comments about size, distance, and speed.

UFO Color and Configuration

The figures under this heading are chosen to show the variety of configurations that the UFO went through as it moved along in the sky. See *Figure 4, Magnified UFO Image #1* through *Figure 8, Magnified UFO Image #5*. Note the following:

- The UFO exhibits two basic colors: a more or less basic lime green color and and yellowish/white in certain areas at different non-periodic times. The UFO seems to exhibit randomly spaced and randomly timed, "light nodes." These appear and turn more of a yellowish green to yellowish/white. They even flare up a number of times and constantly move around, and merge with other "light nodes" and then fade away over a number of seconds at a time.
- The basic direction of orientation of the elongated UFO keeps changing for the duration of the video. The UFO is not always oriented in the same basic direction. In fact, in *Figure 9, Chronological Magnified UFO Images #1* to *Figure 17, Chronological Magnified UFO Images #9*, later, it can be seen that the UFO does at least a complete 360° rotation at least once.

- The ends curl and kink.
- The overall length seems to vary somewhat as if the object is inherently shortening and lengthening by as much as 20% perhaps.



Source: Don Andersberg and Keith Rowell

Figure 4. Magnified UFO Image #1


This figure shows one end of the UFO completely curled. It also shows the beginning formation of a “light node.” The overall length of the UFO is quite short here compared to most of the frames of the video.



Source: Don Andersberg and Keith Rowell

Figure 5. Magnified UFO Image #2

The overall length of the UFO is much longer than in Figure 9. However, we see a “light node” flaring up here. The length of the UFO shows an undulating curve—something that most of the UFO showed for much of the time in the video.



Source: Don Andersberg and Keith Rowell

Figure 6. Magnified UFO Image #3

Here the UFO shows multiple “light nodes”—four distinct ones—with one faint one at the left end near the kink



Source: Don Andersberg and Keith Rowell

Figure 7. Magnified UFO Image #4

The “light nodes” have flared up greatly here and at least two have merged on the right end. Other “light nodes” are visible also.



Source: Don Andersberg and Keith Rowell

Figure 8. Magnified UFO Image #5

Four “light nodes” are very bright here and flared up. These “light nodes” tended to travel around some, up and down the length of the green, elongated body of the UFO in the video. The “light nodes” were not at all stationary in position on the body of the UFO.

UFO Behavior

The behavior of the UFO is best seen in examination of the UFO video itself. So, only a brief description is given here. See *Figure 9, Chronological Magnified Images #1* through *Figure 17, Chronological Magnified Images #9*, to get a sense of the great variety of movement in this UFO.

Characteristics to note in the following images are the following:

- The UFO apparently slowly rotates around its long axis. Within this sequence, the UFO rotates more than 360° around its long axis.
- The ends of the UFO kink and unkink at times. At some points, one end appears to curl back on itself.
- The “light nodes” appear out of nowhere on the elongated body of the UFO. And they disappear back into the body.
- The “light nodes” merge sometimes with each other.
- The “light nodes” sometimes flare up and become brighter and bigger.
- The “light nodes” appear at one place and apparently travel to different places on the body of the UFO.

One Second Snap Shots

To show the second by second changing of the UFO, single frame images one second apart were captured from a section of the video where Don was fully zoomed in at maximum magnification. This sequence of frames gives plenty of evidence to examine. The (not shown) remainder of the video shows more of the same shapes, colors, and behavior in the UFO.

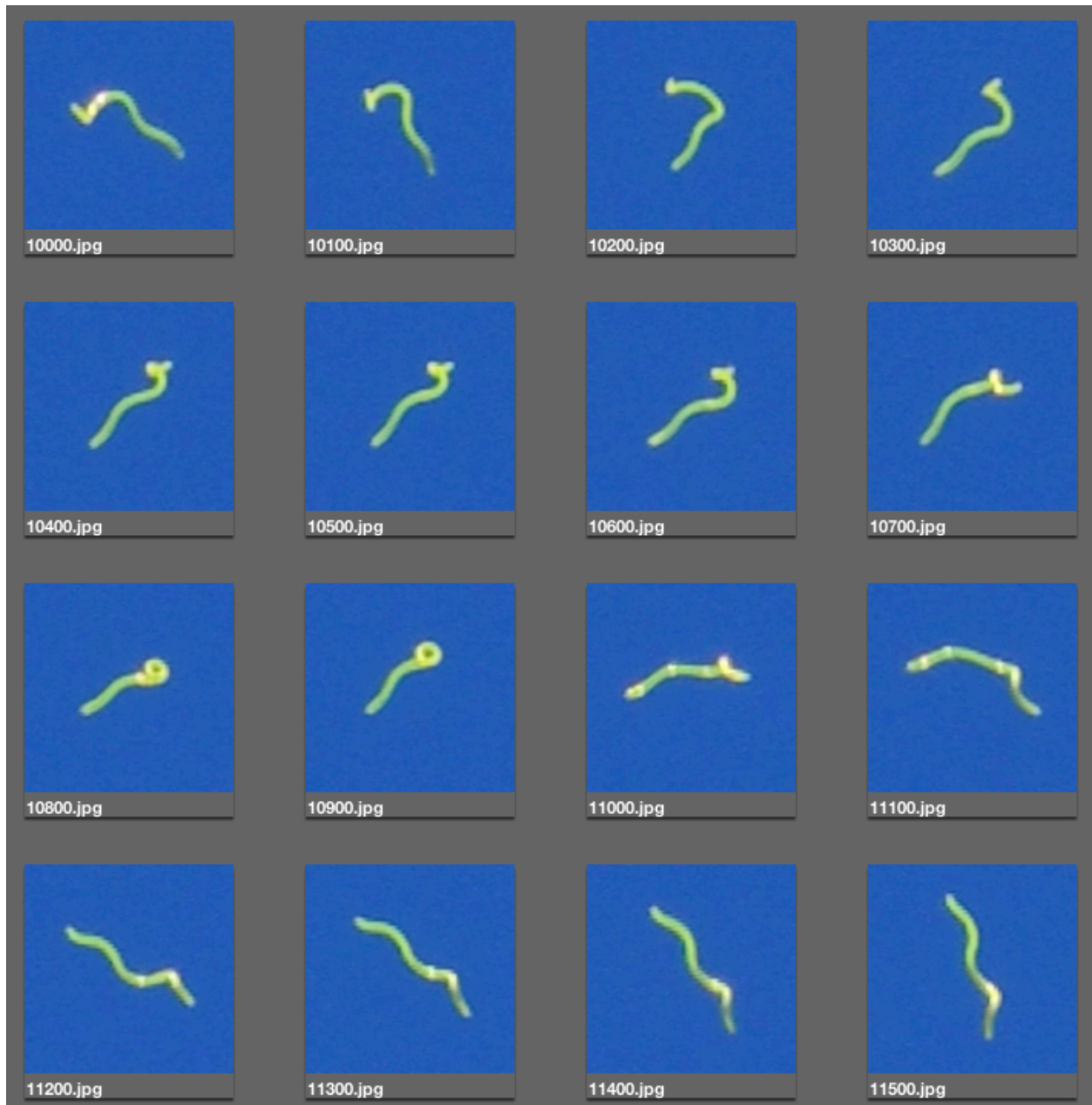
The sizes of the UFO in the images can be compared with each other to see inherent size and shape changes because Don remained zoomed in at the maximum 20 power magnification extent. The full

optical zoom extent on Don's Nikon Coolpix P510 is the equivalent of a 1000 mm lens on an old 35 mm film camera. This is the equivalent of a 20 power telescope.

The images of the UFO in *Figure 9* through *Figure 17* were captured as screen images using Apple's Final Cut Pro to play the video clip. The video was played at the clip magnification of 200%. A Mac screen capture utility (Precise Screenshot) was used to capture the 200 pixel square images.

The entire sequence from *Figure 9* to *Figure 17* lasts 1:34 (one minute and 34 seconds) duration. The rest of the video not shown here lasts another 1:12 (one minute and 12 seconds).. The images are arranged so that they increase in time from left to right, row by row, and they give a sense of how the UFO changed as the video proceeded. Don lost the UFO when it went behind some trees in his yard.


Note that some of the images have file names that don't end in zero, which denotes the first frame in that second of the video. The images not ending in zero were chosen to show particularly interesting transitions and transformations in less than a second in just fractions of a second out of the 30 frames a second that this video was shot at.



Source: Don Andersberg and Keith Rowell

Figure 9. Chronological Magnified UFO Images #1

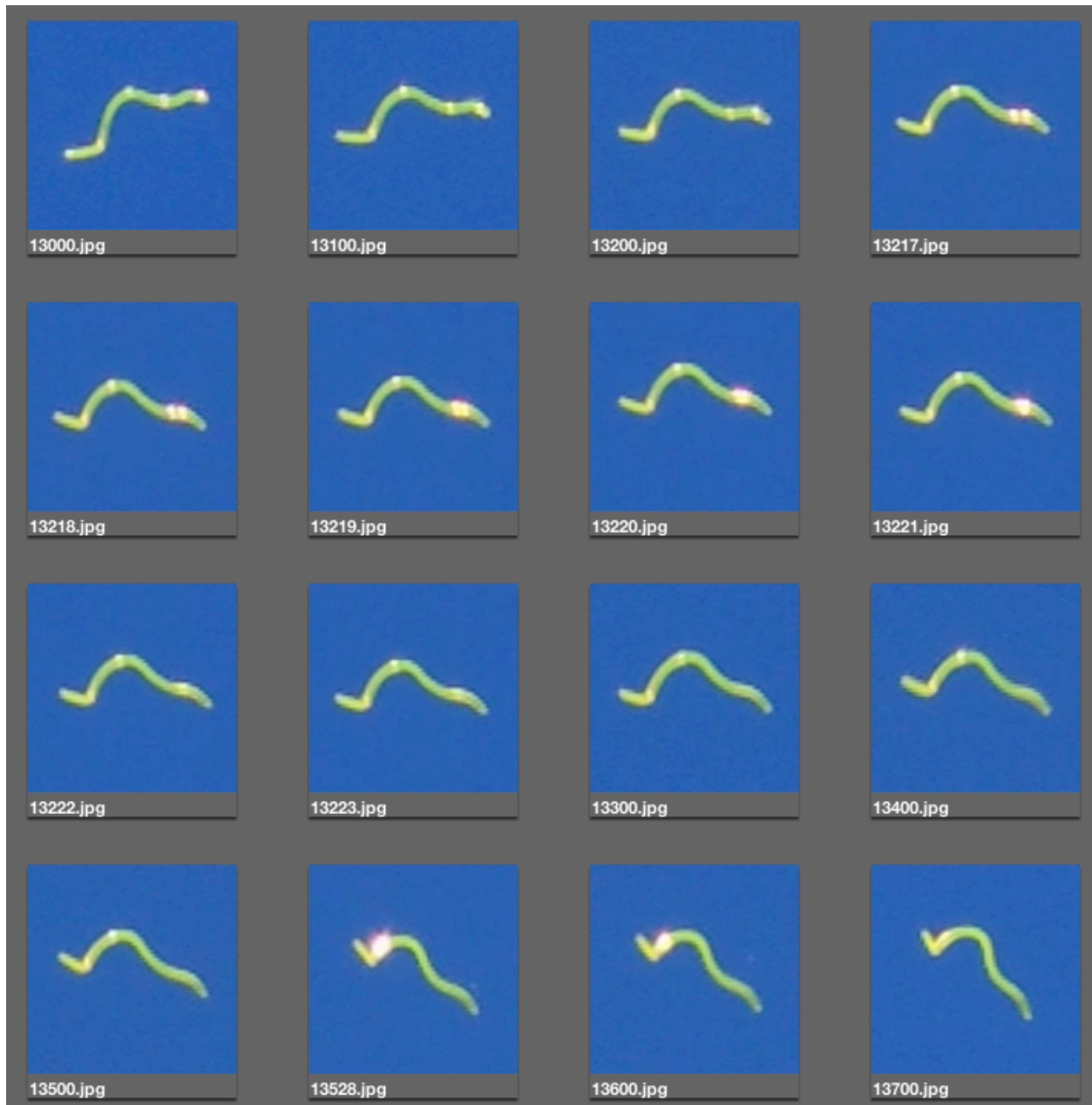
Figures 9 through 17 are chosen to show the second by second changes in shape of the UFO in chronological order. This gives you a sense of how the UFO changes. The numbers below the images are the frames on the second except for a few that weren't clear enough and nearby frames have been chosen. In a few instances, more frames have been chosen if there were bigger changes in less than a second.



Source: Don Andersberg and Keith Rowell

Figure 10. Chronological Magnified UFO Images #2

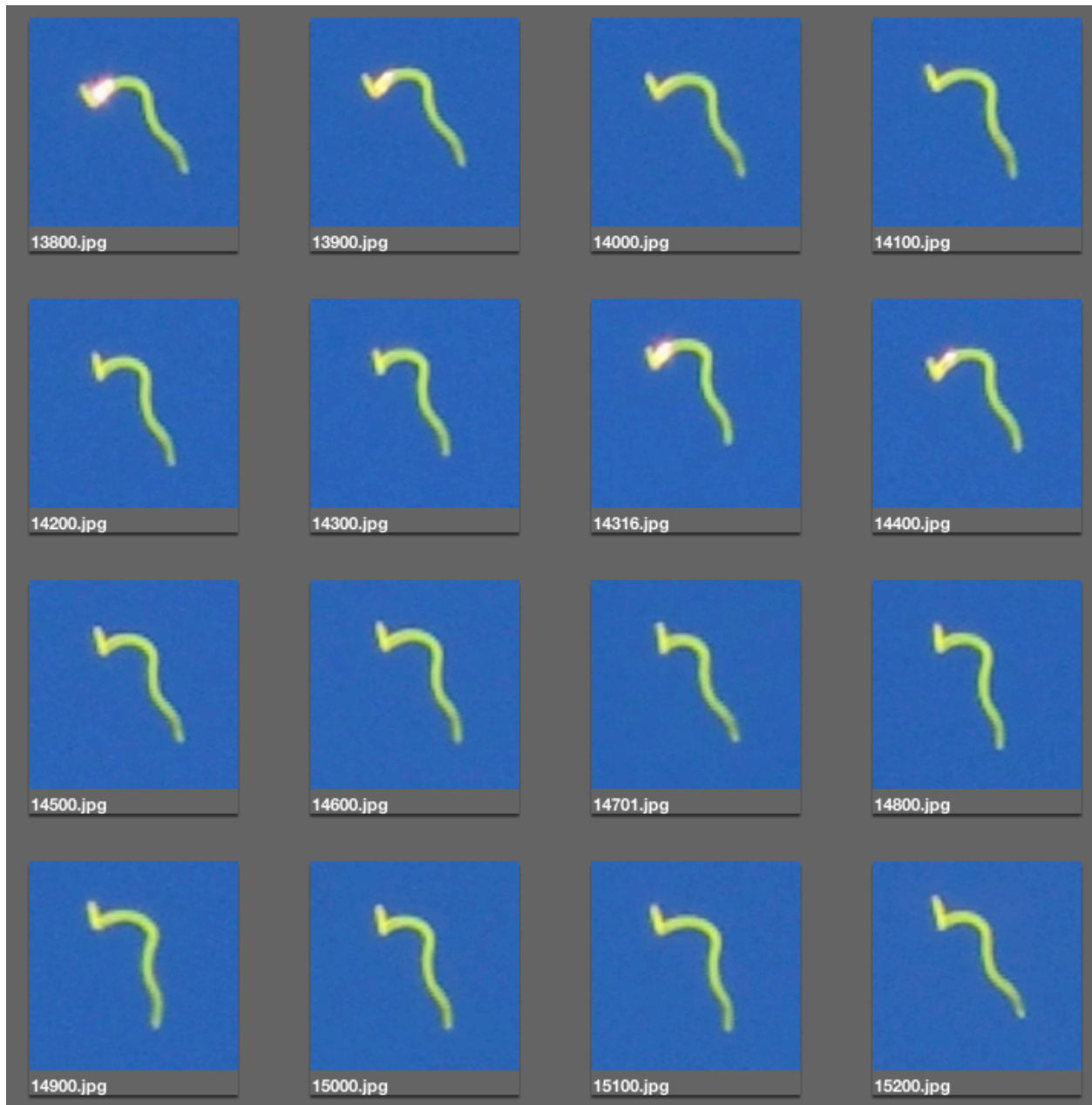
Figures 9 through 17 are chosen to show the second by second changes in shape of the UFO in chronological order. This gives you a sense of how the UFO changes. The numbers below the images are the frames on the second except for a few that weren't clear enough and nearby frames have been chosen. In a few instances, more frames have been chosen if there were bigger changes in less than a second.



Source: Don Andersberg and Keith Rowell

Figure 11. Chronological Magnified UFO Images #3


Figures 9 through 17 are chosen to show the second by second changes in shape of the UFO in chronological order. This gives you a sense of how the UFO changes. The numbers below the images are the frames on the second except for a few that weren't clear enough and nearby frames have been chosen. In a few instances, more frames have been chosen if there were bigger changes in less than a second.



Source: Don Andersberg and Keith Rowell

Figure 12. Chronological Magnified UFO Images #4


Figures 9 through 17 are chosen to show the second by second changes in shape of the UFO in chronological order. This gives you a sense of how the UFO changes. The numbers below the images are the frames on the second except for a few that weren't clear enough and nearby frames have been chosen. In a few instances, more frames have been chosen if there were bigger changes in less than a second.



Source: Don Andersberg and Keith Rowell

Figure 13. Chronological Magnified UFO Images #5


Figures 9 through 17 are chosen to show the second by second changes in shape of the UFO in chronological order. This gives you a sense of how the UFO changes. The numbers below the images are the frames on the second except for a few that weren't clear enough and nearby frames have been chosen. In a few instances, more frames have been chosen if there were bigger changes in less than a second.



Source: Don Andersberg and Keith Rowell

Figure 14. Chronological Magnified UFO Images #6


Figures 9 through 17 are chosen to show the second by second changes in shape of the UFO in chronological order. This gives you a sense of how the UFO changes. The numbers below the images are the frames on the second except for a few that weren't clear enough and nearby frames have been chosen. In a few instances, more frames have been chosen if there were bigger changes in less than a second.



Source: Don Andersberg and Keith Rowell

Figure 15. Chronological Magnified UFO Images #7

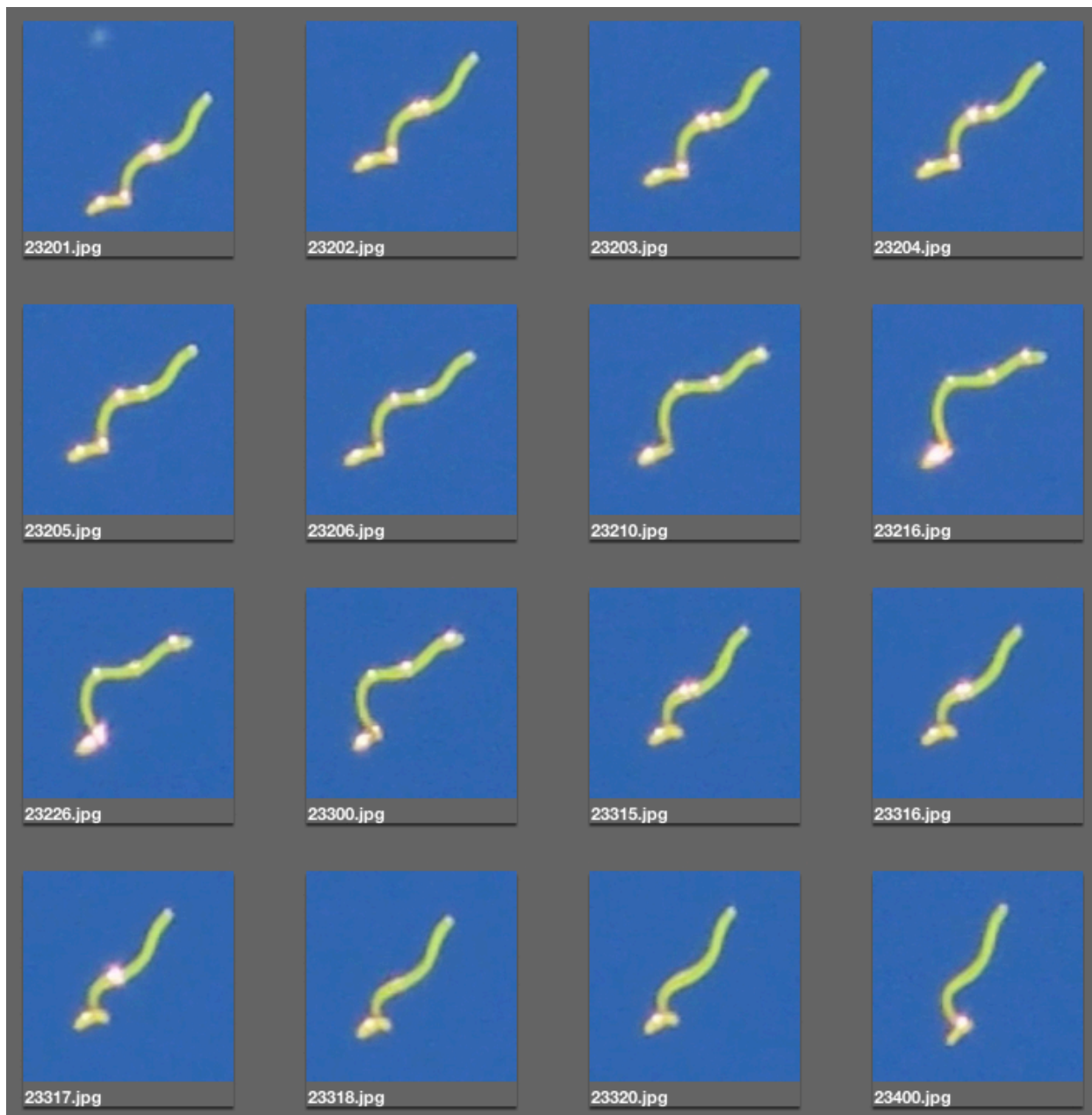
Figures 9 through 17 are chosen to show the second by second changes in shape of the UFO in chronological order. This gives you a sense of how the UFO changes. The numbers below the images are the frames on the second except for a few that weren't clear enough and nearby frames have been chosen. In a few instances, more frames have been chosen if there were bigger changes in less than a second.



Source: Don Andersberg and Keith Rowell

Figure 16. Chronological Magnified UFO Images #8

Figures 9 through 17 are chosen to show the second by second changes in shape of the UFO in chronological order. This gives you a sense of how the UFO changes. The numbers below the images are the frames on the second except for a few that weren't clear enough and nearby frames have been chosen. In a few instances, more frames have been chosen if there were bigger changes in less than a second.



Source: Don Andersberg and Keith Rowell

Figure 17. Chronological Magnified UFO Images #9

Figures 9 through 17 are chosen to show the second by second changes in shape of the UFO in chronological order. This gives you a sense of how the UFO changes. The numbers below the images are the frames on the second except for a few that weren't clear enough and nearby frames have been chosen. In a few instances, more frames have been chosen if there were bigger changes in less than a second.

Size, Distance, and Speed

In this case, we don't have any directly known sizes, distances, or speeds, but we still know a reasonable number of things that combined with some reasonable assumptions give us some not improbable sizes, distances, and speeds. Let's work through this.

Here's what we know in this UFO case:

- The duration of the sighting is at least 2 minutes and 46 seconds, which is the length of Don's video.
- The winds at the ground level that day were 11.5 mph.
- The winds aloft in Salem (about 40 miles away from Milwaukie) on the same day and time.
- The angle of travel of the UFO from when Don first spotted it till he couldn't see it any more was about 45° .
- The angle of view of Don's camera when he is zoomed all the way in is 2° .
- The angular size of the full Moon is approximately 0.5° .
- We can directly compare the size of the UFO with the moon because Don has video-recorded the moon fully zoomed in just like he has for the UFO.

Let's see what kinds of *probable* sizes, distances, and speeds we can derive from this data.

A Probable UFO Size and Distance?

As noted earlier in this case study, we cannot know for certain what the real (or absolute) size the green snake UFO actually was. But we can know the angular (or apparent) size of the UFO with some certainty.

One way we can do this is by comparing the size of the green snake UFO to the diameter of the full moon. *Figure 18, Moon and UFO Comparison*, shows this comparison. Since the moon and UFO were taken at separate times but with the same camera and zoom extent (fully zoomed in), we can do this comparison. We know from astronomical references that the angular size of the diameter of the full moon is close to 0.5° . So, we just put an example green snake UFO end to end across the diameter of the moon to obtain the angular size of the UFO.

- The angular size of the green snake UFO is 0.5° divided by about 8 UFOs. This equals about 0.063° for the green snake UFO.



Source: Don Andersberg and Keith Rowell

Figure 18. Moon and UFO Comparison

This photo shows the green snake UFO lined up against the full moon. The point is to get an idea of the angular size of the length of the UFO. We know that the moon's angular size is close to one half a degree in size. So the angular size of the length of the green snake UFO is about eight divided into one half a degree. This is 0.0625° . This comparison can be made because the UFO and moon are at the same magnification (zoomed in extent) and video-recorded with the same camera.

We have done a similar comparison with a known object, a commercial jet flying at around 30 to 35 thousand feet in another Oregon MUFON case study (*The Medford "Monkey" Balloon UFO*), and have noted that the length of the commercial jet compared to the moon diameter is around five times smaller. That is, the angular size of the commercial jet is about $0.5/5$, which is 0.1° .

We know that the average commercial jet is around 150 feet long (absolute or real size). So, if the green snake UFO was around 30 to 35 thousand feet in altitude, we would know that the real size would be about 100 feet long. *But we don't know this altitude, so can we make an educated guess?*

If the Green Snake UFO Is Another "Balloon Mimic" UFO . . .

We don't know how far away the green snake UFO is, but even so, we don't believe that it is that far away if the green snake UFO is about the same general size of the "balloon mimic" UFOs that Don is video-recording.

Here's why we believe the green snake UFO is smaller and closer. We believe that the true altitude is more like close to a mile away instead of around five or more miles away like the commercial airliners are when at cruising altitude. We believe this because we were fortunate enough to know the real size of another of Don Andersberg's balloon mimic UFOs documented in the *The Milwaukie Pink, White, and Blue Orbs Cluster UFO* case study (up on oregonmufon.com). That UFO was clearly seen just below the 3700 feet altitude of the cloud base that it passed nearby and under.

We can now take this knowledge and reason that since both UFOs were video-recorded at the same zoomed in extent by the same camera, we can directly compare the number of pixels in the images of each UFO.

- For the green snake UFO, we have a basic UFO length of around 44 pixels.
- For the pink, white, and blue orbs cluster UFO, we have a measurement of around 15 pixels across.
- We calculated the orbs cluster UFO size to be about 1.3 feet across. Using this size and the 44 and 15 pixel UFO sizes, we have a real size of the length of the green snake UFO of around 4 feet *if the green snake UFO were at the altitude of 3700 or so away.*

As stated above, it is our *feeling* that most of Don's UFOs are around a mile or so away from him. So, *we'll just have to go with that feeling and believe the green snake UFO is around 5 feet or so in size to an order of magnitude (up to 10 times more or 10 times less).* Unfortunately, this is about all we can do for this UFO.

UFO Speed

To get a handle on a ballpark speed, we know that Don first saw the UFO at about 70° up from the horizon to the north of his house. See *Figure 1, Don's Backyard Tree with UFO Illustration*. In the video, he mentions it going over his head to the south and he eventually loses sight of the UFO in some bushes on the south side of his backyard at about 60° up from the southern horizon. So the UFO traveled through about 50° during the video.

We know that the video lasts 2 minutes and 46 seconds, or 166 seconds and if we assume that this green snake UFO is at around the same altitude as the UFO in the *Pink, White, and Blue Orbs Cluster UFO* case, which was 3700 feet, then we have by a little trigonometry a distance traveled of about 4400 feet.

To obtain an approximate speed for the green snake UFO we have distance divided by time (4400 feet / 166 seconds), which is about 26 feet/sec, which is 18 mph.

This speed accords well with the wind speeds and directions aloft at the probable altitude of this UFO at between 2500 to 5000 feet or so at the time as recorded from the Salem, Oregon weather station. So, this UFO was moving in accord with the basic winds at the time. So, was it actually a balloon?

A Possible ID: A Lighted Balloon?

A search of the Internet with terms such as, "lighted balloons," "LED balloons," "sky balloons," "long sky balloons," "lit balloons," "novelty lighted balloons," etc., yield no matches whatsoever that looked like Don's green snake UFO. It appears that Don's UFO might only be similar to a concocted, DIY balloon as an outside possibility. However, it is exceedingly difficult to imagine that the random seeming appearance, merging, flaring, and disappearing behavior of the lights on the length of the green, elongated body of the UFO could be duplicated by any cleverly constructed, floating object.

And when Don's many, many videos of similar—sometimes truly oddball looking—UFOs are considered, it becomes well nigh impossible to think that any terrestrial human-made or natural object or effect could account for what he video-records. Furthermore, there is some precedent for Don's green snake UFO video, which is the focus of this report. The so-called EBANI UFOs, mostly from Mexico, provide an interesting comparison to Don's green snake UFO.

“EBANI” UFOs Similar to Don's Green Snake Video?

It turns out that Mexican citizens (especially) and others around the world have been photographing and video-recording UFOs similar to Don's "balloon mimic" UFOs for a while. The Spanish name coined for these balloon-like UFOs is "EBANI." Apparently, it means Entidad Biologica Aerea No Identificada (Non Identified Aerial Biological Entity). And, indeed, these EBANI UFOs do seem to have an organic quality when you see them twist and turn and transform in the videos, just like balloon mimic UFOs do. You can easily see the twisting, turning, and transforming when the video speed is reduced to one half or one quarter of real time.

Mexican citizens first began in earnest to photograph and video-record anomalous objects in their skies during the July 11, 1991, eclipse of the sun. Thousands of citizens were outside in the streets of Mexico City to witness this event. They saw the eclipse, of course, and also Jupiter, Venus, and Mars in the darkened sky. But they also saw some objects that were not apparently astronomical or other human-made or natural objects. They seemed to be truly anomalous. From that time on, quite a few citizens have continued to photograph and video-record massive numbers of anomalous objects in Mexican skies. Jaime Maussan, a famous TV journalist in Mexico, has collected many, many UFO videos and photographs over the years. He has shown these on Mexican TV and at UFO conferences in the U.S. and around the world.

During these last 20 years, the UFOs have become more and more complex it seems. This has been true of Don's UFOs also since he started about five years ago. Every year they seem to get more complex and interesting. See *Figure 19. Example of Mexican EBANI type UFO.*

You can find a number of EBANI-type UFO videos on YouTube and other sites. For an idea of what these look-like, check out the following URLs:

- <http://www.youtube.com/watch?v=rj3GWwGEecc> (Amsterdam, Netherlands).
- <http://www.youtube.com/watch?v=qJarilYLvuo&feature=fvsr> (Guadalajara, Mexico).
- <http://www.youtube.com/watch?v=3-Ed5JAYp90> (Mexico City, Mexico).
- <http://www.youtube.com/watch?v=kztvh6UGsno> (processed video to show transforming movement).
- <http://www.youtube.com/watch?v=8AK2sFERVLE> (Mexico).
- <http://www.youtube.com/watch?v=iul0kRkS0Jg> (Mexico City, Mexico).
- <http://www.youtube.com/watch?v=A0ErdD7KBzo> (Cordoba, Argentina).
- <http://www.youtube.com/watch?v=f4LXRustbEE> (San Jose, CA, USA).
- <http://www.youtube.com/watch?v=T3JHAQ7yEIs> (USA)
- <http://www.youtube.com/watch?v=Xf3HCZ3QWtE&feature=related> (Mexico)



Source: YouTube

Figure 19. Example of Mexican EBANI type UFO

An example of a Mexican EBANI-type UFO from YouTube. Note the complex “snake-like” form of the UFO. Also, note the red and blue orbs attached to the long, snake-like white tubular structures. These orbs are somewhat similar to the internal yellowish structures that move around within the green snake-like, tubular structure of Don’s UFO in this report. The multiple orbs are a prominent theme in many of Don’s UFOs leading to the idea of “balloon mimic” UFOs. See also the Milwaukie Red and Yellow Orbs Cluster UFO case study on oregonmufon.com.

CONCLUSION

The UFO observation in this case was made by one person, Don Andersberg, in his backyard. He used his Nikon Coolpix P510 to capture about 2:46 minutes of video of a UFO that he first spotted with his unaided eyes (except for polarized sunglasses that he wears sometimes). The UFO “drifted” along in the sky with Don continuously video-recording the UFO till it disappeared behind the trees around his yard.

Identification Candidates

The candidates for identification for this UFO are the following:

- **Secret U.S. military or foreign power aircraft.** This explanation, of course, can never be completely ruled out by anyone except for the very few within the bowels of our deep black military and corporate contractor world who would also have access to all the on-going projects. This list of people is exceedingly small (perhaps only 100?!) because of the “need to know” and compartmentation of military secrets. However, verified reports of this kind of object over populated areas in the U.S. are far fewer than “standard” UFOs. It strains credulity that human-designed, “conventional” secret aircraft would be tested at only a few thousand feet or so altitude inside a small metropolitan area. (We assume that secret military aircraft buffs could adequately “verify” this kind of report, but the documented record of reports of secret military aircraft appearing over populated areas—which are always only at very high altitudes!—is very scant, indeed.) The object video-recorded in this case is probably around five feet in diameter and looks like no military object of terrestrial operation that we know of. Also, Don reported no sound coming from the object. *Thus, this identification candidate is rejected.*
- **Police surveillance UAV.** No city police or county sheriff’s departments in the Portland metro area have any operational police surveillance UAVs, much less any that fit the description of this UFO. *Thus, this identification candidate is rejected.*
- **Aircraft.** No conventional aircraft, military or civilian, looks like this UFO. *Thus, this identification candidate is rejected.*
- **Helicopter.** No helicopter, military or civilian, looks like this UFO. *Thus, this identification candidate is rejected.*
- **Blimp.** No blimp, military or civilian, looks like this UFO. Also, we think the UFO is around five feet in size. *Thus, this identification candidate is rejected.*
- **Ultralight.** No ultralight looks like this UFO. *Thus, this identification candidate is rejected.*
- **Remote-controlled model aircraft.** No RC model aircraft looks like this UFO. *Thus, this identification candidate is rejected.*
- **Kite.** This UFO does not resemble a kite nor was it tethered by any kind of string, rope, cord, etc. Additionally, if this were an unmoored kite, its behavior of being aloft and in view for almost three minutes without apparently drifting downward makes a kite identification unlikely. Also, the internally moving and intermittently shining apparent lights along the length of the UFO put this beyond reason for a kite. It is entirely implausible that this UFO is a kite no matter how exotic. *Thus, this identification candidate is rejected.*
- **Ball Lightning.** This UFO does not much resemble or behave like ball lightning. This well-known phenomenon based on anecdotal accounts is generally spherical and fuzzy in shape and originates usually in association with lightning storms. There were no lightning storms in the Portland metro area at the time. Ball lightning also moves around erratically and lasts from one second to perhaps at most a minute or so. *Thus, this identification candidate is rejected.*
- **Balloon.** This is the most viable ID candidate of them all. Here are the pros and cons.
On the evidential side for this candidate are the following:
 - The UFO could possibly be some kind of exotic, elongated half-inflated balloon, perhaps. This is almost certainly a one-of-a-kind concocted, DIY balloon type contraption if it is to be identified at all as a human-made or natural object or effect.

- The UFO generally moved along in the sky like a balloon.
- The basic green coloring of the UFO is not unlike the color on some balloons.
- The UFO traveled more or less in the correct direction and speed for the prevailing winds at the time.

On the evidential side for genuine, “balloon mimic” UFO are the following:

- There is no evidence or even hint of typical balloon strings or cords in this UFO.
- The elongated size of this UFO makes it much less likely that some sort of specialty balloons had escaped.
- The movement of this snake-like UFO is entirely too variable and flexible for an elongated, specialty balloon. This movement is reminiscent of organic, living things and not ordinary mechanical or physical things.
- This UFO show a 360° turn around its long axis. This is somewhat unusual for a long tubular balloon. Most balloons have a heavy end or side and do not show so much variety of movement in more or less constant winds. We have video of a definite balloon train that shows that it is weighted at one end and travels vertically for the duration of the video, for example.
- The appearance and behavior of “light nodes” practically defies explanation as a known terrestrial, human-made technology.
- The “light nodes” are seen to brighten and “flare up” to become brighter than the body of the UFO.
- The “light nodes” vary in color from yellowish to practically whitish, indicating that if they were simply LEDs inside an elongated balloon they would have to be *extremely bright* LEDs to be seen in daylight conditions.
- The “light nodes” are seen to appear and disappear at random points along the body of the UFO.
- The “light nodes” are seen to travel up and down the length of the body of the UFO.
- The “light nodes” are seen to merge with each other and then disappear.
- Single “light nodes” appear, move, and disappear by themselves.
- A number of other balloon mimic UFOs somewhat similar to this case have been documented in Oregon in the 2000s. (See *oregonmufon.com*.)
- This UFO is somewhat similar in appearance and behavior to the Mexican EBANI type UFOs.

So, since all of the relevant evidence favors something truly anomalous, we suggest that this UFO is yet another instance of a balloon mimic UFO.

Since the identification candidates fail for the reasons stated, this UFO observation is classified as a true UFO, a MUFON Unknown Other. We believe that the overall evidence in this case rises to the level of clear and convincing evidence (medium level of confidence in making a “correct” decision). This makes this case fairly strong as evidence of something truly anomalous in our skies — something that isn’t supposed to be there according to current academic thinking.

Appendix A: Winds Aloft Data

The following table of winds aloft data is from the Salem, Oregon, weather station. It was obtained from the following archive site at the University of Wyoming: <http://weather.uwyo.edu/upperair/sounding.html>.

Table A-1. Upper Air Winds Aloft Data

72694 SLE Salem Observations at 00Z 04 Sep 2012

PRES hPa	HGHT m	TEMP C	DWPT C	RELH %	MIXR g/kg	DRCT deg	SKNT knot	THTA K	THTE K	THTV K
1010.0	61	26.2	8.2	32	6.80	25	10	298.5	318.8	299.7
1005.0	107	24.8	8.8	36	7.12	35	10	297.5	318.6	298.8
1000.0	153	24.0	8.0	36	6.77	45	10	297.1	317.3	298.4
990.0	241	23.0	8.0	38	6.84	36	9	297.0	317.3	298.2
982.7	305	22.4	7.8	39	6.81	30	9	297.0	317.2	298.2
948.5	610	19.5	7.0	44	6.66	15	12	297.1	316.9	298.3
925.0	827	17.4	6.4	48	6.56	15	10	297.1	316.6	298.3
915.5	914	16.6	6.1	50	6.47	20	10	297.1	316.4	298.3
883.1	1219	13.7	4.9	55	6.19	0	12	297.2	315.6	298.3
869.0	1355	12.4	4.4	58	6.07	8	12	297.2	315.3	298.3
862.0	1423	14.2	-2.8	31	3.63	13	12	299.8	311.0	300.5
850.0	1541	13.4	-4.6	28	3.21	20	12	300.2	310.2	300.8
843.0	1610	12.8	-6.2	26	2.87	358	9	300.2	309.2	300.8
821.3	1829	13.4	-10.5	18	2.10	290	1	303.1	309.9	303.5
821.0	1832	13.4	-10.6	18	2.09	290	1	303.2	309.9	303.5
806.0	1987	13.2	-5.8	26	3.09	300	2	304.6	314.4	305.1
792.0	2134	12.0	-5.9	28	3.12	310	3	304.8	314.7	305.4
781.0	2251	11.0	-6.0	30	3.14	314	4	304.9	314.9	305.5
763.7	2438	10.6	-5.5	32	3.35	320	6	306.5	317.2	307.1
762.0	2456	10.6	-5.4	32	3.37	317	6	306.7	317.4	307.3
736.0	2743	8.7	-6.2	34	3.27	275	10	307.7	318.2	308.3
713.0	3006	7.0	-7.0	36	3.19	297	10	308.6	318.9	309.2
700.0	3157	6.6	-8.4	33	2.91	310	10	309.8	319.2	310.3
688.0	3299	6.2	-9.8	31	2.65	304	10	310.9	319.6	311.4
658.2	3658	3.7	-11.9	31	2.35	290	10	312.0	319.8	312.4
615.0	4209	-0.1	-15.1	31	1.93	281	13	313.7	320.3	314.1
610.6	4267	-0.2	-15.5	30	1.88	280	13	314.3	320.7	314.7
603.0	4367	-0.3	-16.3	29	1.78	285	14	315.3	321.4	315.6
576.0	4732	-3.1	-17.1	33	1.75	303	16	316.1	322.1	316.5
565.5	4877	-3.6	-18.1	32	1.64	310	17	317.2	322.9	317.6
555.0	5026	-4.1	-19.1	30	1.53	312	17	318.3	323.7	318.6
526.0	5447	-7.9	-21.9	32	1.27	319	17	318.7	323.2	318.9
523.4	5486	-8.1	-22.2	31	1.24	320	17	318.9	323.3	319.1
503.2	5791	-9.7	-24.5	29	1.05	325	16	320.6	324.4	320.8
500.0	5840	-9.9	-24.9	28	1.02	315	15	320.9	324.6	321.1
483.6	6096	-11.5	-25.9	29	0.96	330	17	322.0	325.5	322.2
472.0	6282	-12.7	-26.7	30	0.92	333	18	322.8	326.1	322.9
464.5	6401	-13.6	-27.5	30	0.87	335	19	323.1	326.3	323.3
404.0	7447	-21.5	-34.5	30	0.51	307	22	326.0	328.0	326.1
400.0	7520	-21.7	-33.7	33	0.56	305	22	326.7	328.8	326.8
394.6	7620	-22.3	-34.3	33	0.53	305	24	327.2	329.3	327.3
387.0	7763	-23.1	-35.1	32	0.50	305	25	328.0	329.9	328.1
378.4	7925	-24.5	-36.4	33	0.45	305	26	328.2	330.0	328.3
336.0	8779	-31.9	-42.9	33	0.26	310	24	329.5	330.5	329.5
333.1	8839	-32.3	-43.4	32	0.25	310	24	329.7	330.7	329.8
318.9	9144	-34.4	-45.9	30	0.20	290	22	331.0	331.8	331.0
300.0	9570	-37.3	-49.3	28	0.14	300	25	332.7	333.3	332.7
256.0	10643	-46.3	-58.3	24	0.06	315	29	334.8	335.1	334.8
255.0	10668	-46.5	-58.5	24	0.06	315	29	334.9	335.2	335.0
250.0	10800	-47.3	-59.3	24	0.05	310	28	335.6	335.8	335.6
200.0	12240	-58.9	-69.9	23	0.02	285	24	339.3	339.4	339.3
195.0	12398	-60.1	-71.1	22	0.01	285	25	339.9	339.9	339.9
191.9	12497	-60.4	-71.4	22	0.01	285	26	340.9	341.0	340.9
189.0	12592	-60.7	-71.7	22	0.01	285	26	342.0	342.0	342.0

185.0	12725	-59.9	-70.9	22	0.01	276	27	345.4	345.4	345.4
182.7	12802	-58.5	-69.5	23	0.02	270	27	348.8	348.9	348.8
182.0	12827	-58.1	-69.1	23	0.02	270	27	349.9	350.0	349.9
178.0	12966	-58.1	-69.1	23	0.02	270	28	352.1	352.2	352.1
175.0	13073	-57.1	-68.1	24	0.02	270	29	355.5	355.6	355.5
164.0	13480	-58.9	-69.9	23	0.02	270	32	359.1	359.2	359.1
160.0	13635	-57.9	-68.9	23	0.02	270	33	363.4	363.5	363.4
157.9	13716	-58.0	-69.0	23	0.02	270	34	364.5	364.6	364.5
153.0	13916	-58.3	-69.3	23	0.02	277	30	367.4	367.5	367.4
150.4	14021	-57.6	-68.6	23	0.02	280	28	370.3	370.4	370.3
150.0	14040	-57.5	-68.5	23	0.03	280	28	370.8	370.9	370.8
147.0	14168	-57.3	-68.3	23	0.03	271	28	373.3	373.4	373.3
143.4	14326	-57.3	-68.3	23	0.03	260	29	376.0	376.1	376.0
143.0	14343	-57.3	-68.3	23	0.03	261	29	376.3	376.4	376.3
138.0	14567	-58.5	-69.5	23	0.02	276	26	378.0	378.1	378.0
136.6	14630	-58.1	-69.1	23	0.03	280	25	379.7	379.8	379.7
132.0	14848	-56.9	-67.9	24	0.03	273	26	385.7	385.8	385.7
126.0	15142	-59.1	-70.1	23	0.02	263	28	386.9	387.0	386.9
124.0	15240	-59.4	-70.4	23	0.02	260	28	388.1	388.2	388.1
122.0	15345	-59.7	-70.7	23	0.02	263	27	389.4	389.5	389.4
114.0	15769	-60.1	-71.1	22	0.02	277	24	396.2	396.4	396.2
112.5	15850	-59.9	-70.9	22	0.02	280	23	398.1	398.2	398.1
106.0	16225	-58.9	-69.9	23	0.03	272	25	406.8	407.0	406.8
103.0	16405	-60.1	-71.1	22	0.03	269	26	407.9	408.0	407.9
100.0	16590	-59.7	-70.7	23	0.03	265	27	412.1	412.3	412.1
96.7	16799	-60.1	-71.1	22	0.03	266	25	415.3	415.5	415.3
92.7	17064	-57.5	-68.5	23	0.04	266	23	425.5	425.7	425.5
82.9	17766	-58.9	-69.9	23	0.04	268	16	436.4	436.6	436.4
76.3	18288	-58.1	-69.6	22	0.04	270	11	448.5	448.8	448.5
70.0	18830	-57.3	-69.3	20	0.05	270	11	461.4	461.8	461.5
60.7	19734	-55.9	-67.9	21	0.07	316	3	483.8	484.2	483.8
60.0	19812	-56.4	-68.4	21	0.06	320	2	484.2	484.7	484.3
58.0	20022	-57.9	-69.9	20	0.05	303	2	485.6	485.9	485.6
55.4	20312	-56.7	-68.7	21	0.07	279	2	494.7	495.2	494.7
52.4	20664	-58.1	-70.1	20	0.06	250	3	499.4	499.8	499.4
50.0	20960	-57.5	-69.5	20	0.07	225	3	507.5	508.0	507.6
47.1	21336	-57.7	-69.7	20	0.07	315	4	515.9	516.4	515.9
46.4	21431	-57.7	-69.7	20	0.07	318	5	518.0	518.5	518.0
42.6	21974	-54.7	-67.7	19	0.10	336	7	538.2	538.9	538.2
37.1	22860	-55.4	-68.4	18	0.10	5	12	558.3	559.1	558.3
36.1	23030	-55.5	-68.5	18	0.10	2	11	562.2	563.0	562.2
35.4	23165	-55.0	-68.2	18	0.11	0	11	567.0	567.9	567.0
33.7	23470	-53.8	-67.4	17	0.13	15	14	577.9	579.0	578.0
32.6	23684	-52.9	-66.9	17	0.14	57	15	585.8	586.9	585.8
32.1	23774	-52.9	-66.9	17	0.15	75	15	588.2	589.4	588.2
30.0	24220	-52.7	-66.7	17	0.16	50	3	600.4	601.7	600.4
29.2	24384	-52.4	-66.9	16	0.16	20	6	605.5	606.8	605.5
28.3	24597	-52.1	-67.1	15	0.16	33	5	612.1	613.5	612.2
26.7	24976	-49.5	-64.5	16	0.24	56	4	629.7	631.8	629.8
25.4	25298	-49.5	-65.1	14	0.24	75	3	638.5	640.5	638.5
23.2	25908	-49.6	-66.2	13	0.22	45	17	655.4	657.4	655.5
22.2	26185	-49.7	-66.7	12	0.22	66	12	663.2	665.2	663.3
20.1	26822	-48.2	-66.1	11	0.26	115	2	686.4	688.8	686.5
20.0	26870	-48.1	-66.1	11	0.26	180	2	688.2	690.6	688.3
18.4	27432	-46.6	-65.4	10	0.32	355	6	709.8	712.8	709.9
16.2	28270	-44.3	-64.3	9	0.41	16	12	743.2	747.4	743.4
15.3	28651	-44.6	-65.4	8	0.38	25	14	754.4	758.3	754.5
14.6	28956	-44.9	-66.3	7	0.35	110	13	763.4	767.1	763.6
14.0	29261	-45.1	-67.1	7	0.33	20	1	772.8	776.3	772.9
14.0	29247	-45.1	-67.1	7	0.33	24	2	772.2	775.6	772.3
12.2	30175	-42.5	-64.5	7	0.54	55	12	812.6	818.5	812.9
12.1	30227	-42.3	-64.3	7	0.55	69	11	814.9	821.0	815.2
11.7	30480	-43.1	-65.1	7	0.52	140	5	820.9	826.7	821.1
11.0	30868	-44.3	-66.3	7	0.47	51	2	830.1	835.4	830.4
10.6	31090	-43.5	-65.9	7	0.51	0	0	840.8	846.6	841.0
10.0	31510	-42.1	-65.1	6	0.60	280	9	861.3	868.3	861.6
9.8	31647	-41.5	-64.5	6	0.67	305	13	868.5	876.4	868.9
9.7	31699	-41.5	-64.5	6	0.68	315	15	870.6	878.6	870.9
8.9	32301	-40.9	-63.9	7	0.80			895.0	904.7	895.5
8.5	32613	-42.3	-65.3	6	0.69			901.4	909.9	901.8

Station information and sounding indices

Station identifier: SLE
Station number: 72694
Observation time: 120904/0000
Station latitude: 44.91
Station longitude: -123.00
Station elevation: 61.0
Showalter index: 12.35
Lifted index: 8.06
LIFT computed using virtual temperature: 7.94
SWEAT index: 39.01
K index: 3.70
Cross totals index: 5.30
Vertical totals index: 23.30
Totals totals index: 28.60
Convective Available Potential Energy: 0.00
CAPE using virtual temperature: 0.00
Convective Inhibition: 0.00
CINS using virtual temperature: 0.00
Bulk Richardson Number: 0.00
Bulk Richardson Number using CAPV: 0.00
Temp [K] of the Lifted Condensation Level: 277.78
Pres [hPa] of the Lifted Condensation Level: 789.86
Mean mixed layer potential temperature: 297.16
Mean mixed layer mixing ratio: 6.80
1000 hPa to 500 hPa thickness: 5687.00
Precipitable water [mm] for entire sounding: 20.01

